

# USING WATER WISELY HOME



  
**JerseyWater**  
[www.jerseywater.je](http://www.jerseywater.je)

# WHY USE WATER WISELY?

Water is becoming more precious than ever. Increases in population, changing lifestyles, pollution and shifts in weather patterns all place increasing demands on the fresh water that we have at our disposal.


In Jersey, an Island with limited underground reserves of water and no links to external water networks, we rely on the collection of surface water for most of the mains water supplied.

You can reduce the amount of water that is wasted, whether it is in the home, the garden, at work or at school - many of the changes in routine are small and will hardly be noticed.

There are lots of simple things we can all do, from turning off the tap whilst brushing your teeth to making sure you run washing machines and dishwashers with a full load.

Together they add up to significant overall savings.

For more water saving tips, and FREE water saving products please visit [www.jerseywater.je/free-stuff](http://www.jerseywater.je/free-stuff)



**TOP TIP:** USE THE LEFTOVER WATER FROM WASHING VEGETABLES TO WATER PLANTS

# THE HOUSE



- Fix dripping taps. A dripping tap at one drip per second will waste over 5,500 litres of water per year - enough water to supply one person for 37 days! Leaking hot water taps waste energy as well as water.
- Replace worn tap washers. A quick and cheap way of saving water.
- Make sure water pipes and external taps are lagged in time for the cold winter weather. Burst water pipes and leaks can cause serious damage as well as waste water.
- Insulate hot water pipes to reduce the amount of water that must be run to get hot water (saving energy too).
- Use a bucket and sponge when washing your car. Rinse the shampoo off with a watering can instead of using a hose.

## SWIMMING POOLS

- Use a pool cover. It will reduce water loss to normal evaporation.
- Repair any swimming pool leaks. Even a small leak can represent a substantial waste.
- If heated, reduce your pool water temperature. Warmer water evaporates more quickly.
- Manually clean your filter. You'll do a more thorough job and use less water.
- Maintain proper chemical levels and adequate circulation time. Not only will your pool be safer and cleaner, but you'll avoid the need to drain your pool or use excessive water to correct the conditions of neglect.




Please remember, that if you have a swimming pool, either above or below the ground, you are required to have a water meter installed.

# THE KITCHEN



- When buying a dishwasher or a washing machine choose one that is energy efficient as this saves water and electricity. Machines with an 'A' rating sign are the most efficient.
- Wait until you have a full load before using the washing machine or dishwasher - half-load programmes still use around three quarters of the water and energy of a full load.
- Try hand washing woollen items, it does just as good a job as machine washing and saves several litres of water.
- Use the minimum amount of water needed to boil water in saucepans and kettles. You'll save energy as well as water.
- Keep a bottle or jug of water in the fridge, instead of leaving the tap running while it gets cool.
- Avoid rinsing dishes in the sink before loading them into the dishwasher. Scrape them clean instead.
- Don't wash vegetables and fruit under a running tap. Fill a bowl with water and use that.
- Use the leftover water from washing vegetables to water plants.
- Always try to use the plug and don't let the tap run when you're washing your hands or washing up. Better still, use a washing up bowl in the sink.

-----  
**TOP TIP: WAIT  
UNTIL YOU HAVE  
A FULL LOAD  
BEFORE USING  
THE WASHING  
MACHINE OR  
DISHWASHER**  
-----



# THE BATHROOM

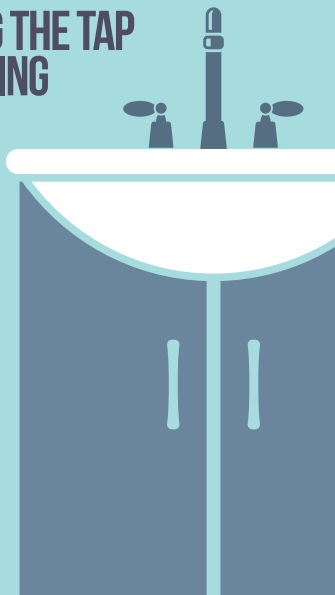



- Take a shower instead of a bath. A shower uses 2-3 times less water than a bath. This can save up to 400 litres of water per week. But remember - power showers can use more water than a bath in less than 5 minutes.
- If you do have a bath, you can save water and energy by ensuring it is not over full.
- Toilets are one of the largest users of water in the home. Toilets installed after 1993 have smaller 7.5 litre cisterns, which save water.
- If you have an old 9 litre cistern Jersey Water can provide Water Hippos to reduce the volume of water flushed.
- When you are installing a new bathroom, choose water efficient taps and dual flush cisterns.
- If you have a dual flush cistern already, use the shorter flush whenever possible.
- Use plugs in washbasins when you have a wash, a shave or are cleaning the bathroom, rather than leaving the tap running.

---

**TOP TIP: AVOID LEAVING THE TAP RUNNING WHEN BRUSHING YOUR TEETH**

---




# SAVE WATER - SAVE MONEY

In order to help you save water and money, a selection of free water saving products are now available from Jersey Water. These products are only available to Jersey Water supply customers and can be ordered for free online using the link below - Enjoy Saving!



## TWIN TAP AERATORS

Fit these tap aerators to regulate the water flow to 5 litres per minute. These inserts require a tap end to have two straight edges and will fit the majority of taps with a screwed outlet housing.



## SHOWERSAVE

Fitted to the base of the shower hose, this will regulate your shower flow to 8 litres per minute to help reduce the amount of water and energy used. Please note this is not suitable for electric or multiple jet showers.



## SHOWER TIMER

Use the suction cup to affix this shower timer to your bathroom tiles or glass panel to start the four minute shower challenge! You will save water and energy on every shower reduced to four minutes.



## CISTERN BAG

Simply pop this device in to the cistern of your toilet and follow the instructions to save 1 litre of water per flush. Please note this is not suitable on dual flush, push button or cisterns with a capacity less than 7 litres.

[WWW.JERSEYWATER.JE/FREE-STUFF](http://WWW.JERSEYWATER.JE/FREE-STUFF)



Mulcaster House, Westmount Road, St Helier, Jersey JE1 1DG  
T: 707301 F: 707400 E: [customerservices@jerseywater.je](mailto:customerservices@jerseywater.je) [www.jerseywater.je](http://www.jerseywater.je)

Jersey Water is the trading name of The Jersey New Waterworks Company Limited



Follow us on Twitter: [@JerseyWater](https://twitter.com/JerseyWater)