


# USING WATER WISELY

(with Johnny Water)



  
**JerseyWater**

[www.jerseywater.je](http://www.jerseywater.je)

# WHY USE WATER WISELY?

Water is becoming more precious than ever. Increases in population, changing lifestyles, pollution and shifts in weather patterns all place increasing demands on the fresh water that we have at our disposal.

In Jersey, an Island with limited underground reserves of water and no links to external water networks, we rely on the collection of surface water for most of the mains water supplied. You can reduce the amount of water that is wasted, whether it is in the home, the garden, at work or at school - many of the changes in routine are small and will hardly be noticed.

There are lots of simple things we can all do, from turning off the tap whilst brushing your teeth to making sure you run washing machines and dishwashers with a full load.

Together they add up to significant overall savings.

**75% of the earth is covered with water. Only 3% of the earth's water can be used as drinking water**



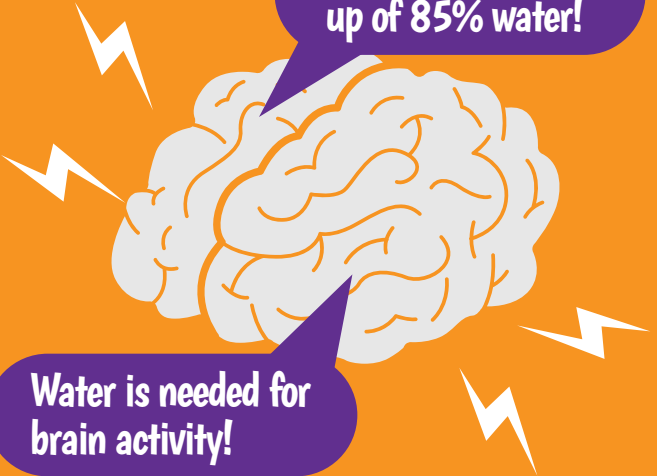
For more water saving tips, and FREE water saving products please visit [www.jerseywater.je/free-stuff](http://www.jerseywater.je/free-stuff)

# AT HOME



- Always try to use the plug and don't let the tap run when you're washing your hands or washing up. Better still, use a washing up bowl in the sink.
- Keep a bottle or jug of water in the fridge, instead of leaving the tap running while it gets cool.
- If you have a bath, you can save water and energy by ensuring it is not too full.

**Your brain is made up of 85% water!**



**Water is needed for brain activity!**

- When somebody is making a hot drink with a kettle, remind them to only boil the water they need. This will help to save energy as well as water.
- When helping with the washing up, try not to rinse dishes in the sink before putting them into the dishwasher. Scrape them clean instead.
- If you have a dual flush toilet, use the shorter flush whenever possible, as this will help to save water.
- When helping in the garden during the summer, the best time to water your garden is early morning or in the evening when the weather is cooler. Avoid watering in the midday sun or when it's windy as a lot of the water will evaporate.

# AT SCHOOL



- In domestic science classes, wash vegetables in a bowl of water, not in running water.
- If you're washing up dishes or equipment, use the plug to fill up the sink and don't leave the tap running.

**Report any leaks or drips you find to a teacher. Even a small leak can waste a lot of water.**

*Johnny Water says...*

**Choose water as a school project  
and use our website**

**[www.jerseywater.je](http://www.jerseywater.je)**

**It will give you and your school all  
the information you need to be water  
wise or come and visit us to learn  
more about what we do!**



# RECYCLING WATER





**A good way to recycle water is to use dish water on your garden.**



- Water indoor plants with the remains of unwanted glasses of water.
- Use the old water from your dog or cat bowl to give your plants a drink when you refill them.
- A water butt (a large covered bucket) in the garden can collect rainwater that can be used on plants and lawns.

**Glub glub.... Use my dirty water on your flowers. My poo is an excellent fertiliser!**



# SAVE WATER - SAVE MONEY

In order to help you save water and money, a selection of free water saving products are now available from Jersey Water. These products are only available to Jersey Water supply customers and can be ordered for free online using the link below - Enjoy Saving!



## TWIN TAP AERATORS

Fit these tap aerators to regulate the water flow to 5 litres per minute. These inserts require a tap end to have two straight edges and will fit the majority of taps with a screwed outlet housing.



## SHOWERSAVE

Fitted to the base of the shower hose, this will regulate your shower flow to 8 litres per minute to help reduce the amount of water and energy used. Please note this is not suitable for electric or multiple jet showers.



## SHOWER TIMER

Use the suction cup to affix this shower timer to your bathroom tiles or glass panel to start the four minute shower challenge! You will save water and energy on every shower reduced to four minutes.



## CISTERN BAG

Simply pop this device in to the cistern of your toilet and follow the instructions to save 1 litre of water per flush. Please note this is not suitable on dual flush, push button or cisterns with a capacity less than 7 litres.

[WWW.JERSEYWATER.JE/FREE-STUFF](http://WWW.JERSEYWATER.JE/FREE-STUFF)



Mulcaster House, Westmount Road, St Helier, Jersey JE1 1DG  
T: 707301 F: 707400 E: [customerservices@jerseywater.je](mailto:customerservices@jerseywater.je) [www.jerseywater.je](http://www.jerseywater.je)

Jersey Water is the trading name of The Jersey New Waterworks Company Limited



Follow us on Twitter: @JerseyWater